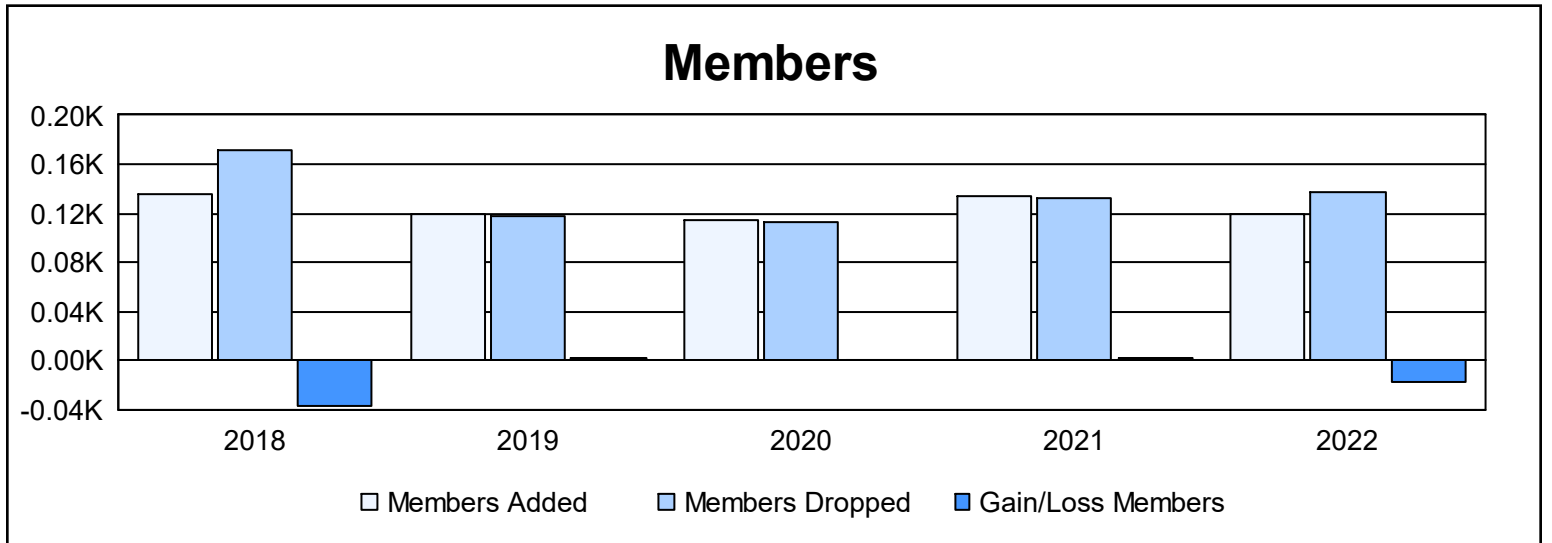
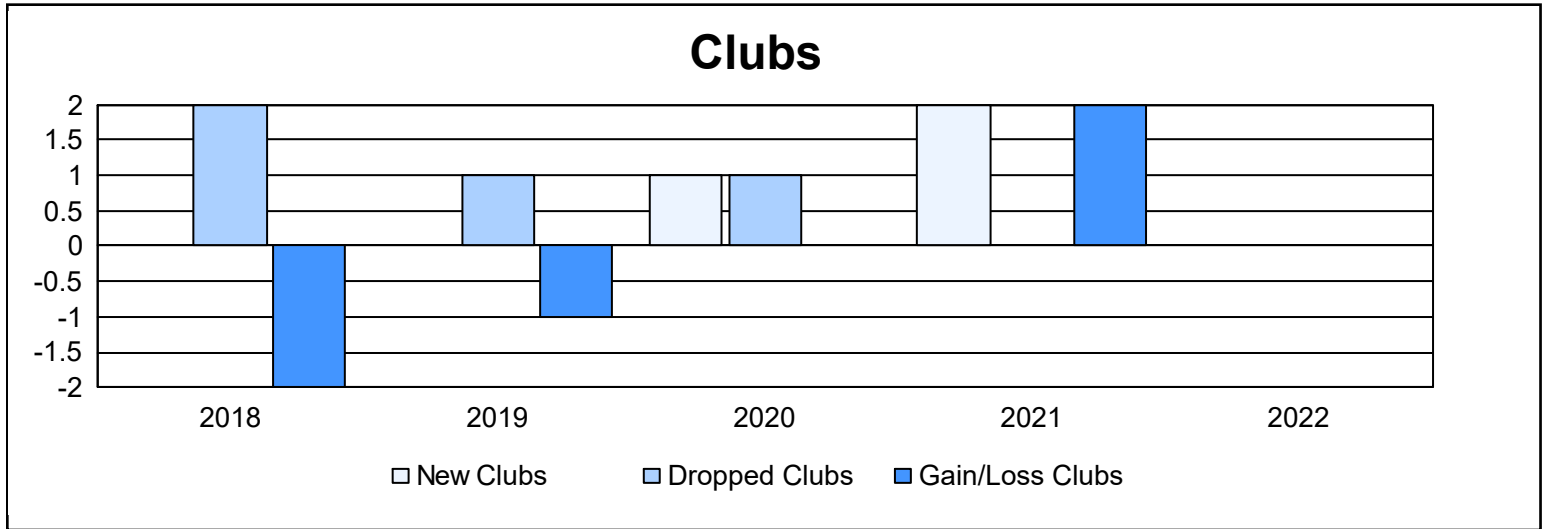
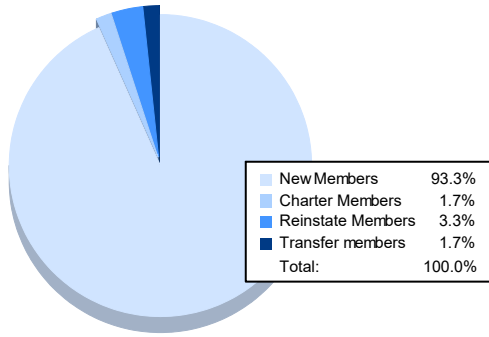


| Year           | New Clubs | Dropped Clubs | Gain/ Loss Clubs | New Members | Charter Members | Reinstate Members | Transfer Members | Total Member Added | Total Members Dropped | Gain/ Loss Members |
|----------------|-----------|---------------|------------------|-------------|-----------------|-------------------|------------------|--------------------|-----------------------|--------------------|
| 2017-2018      | 0         | 2             | -2               | 119         | 0               | 3                 | 13               | 135                | 172                   | -37                |
| 2018-2019      | 0         | 1             | -1               | 117         | 0               | 0                 | 3                | 120                | 118                   | 2                  |
| 2019-2020      | 1         | 1             | 0                | 88          | 21              | 3                 | 2                | 114                | 113                   | 1                  |
| 2020-2021      | 2         | 0             | 2                | 62          | 63              | 3                 | 6                | 134                | 132                   | 2                  |
| 2021-2022      | 0         | 0             | 0                | 112         | 2               | 4                 | 2                | 120                | 137                   | -17                |
| <b>Average</b> | <b>1</b>  | <b>1</b>      | <b>0</b>         | <b>100</b>  | <b>17</b>       | <b>3</b>          | <b>5</b>         | <b>125</b>         | <b>134</b>            | <b>-10</b>         |



### Membership Composition June 2022 Cumulative



### Gender Composition June 2022 Cumulative

